

**Data Sheet for Hino 300 Series  
Hino Truck Cargo Body wooden  
type XZU710L-WKMMKV3 (4x2)  
( Max. Load : 2,800kg )**

Chassis Model: Hino 3614	
Chassis Code : XZU600L-WKMMKV3	
Country of Manufacturer : Japan For Chassis & Cargo Body	
<b>Dimensions</b>	<b>mm</b>
Overall Length ( OL)	4,855
Overall Width ( OW)	1,865
Overall Height (OH)	2,150
Wheel base (WB)	2,525
<b>Weights</b>	<b>Kg</b>
Vehicle mass	2,700
Loading capacity ( Payload )	2,800
Gross Vehicle Mass ( GVMR)	5,500
<b>Engine</b>	
Model & Emission	HINO N04C-WG – EURO3
Type	Diesel ,Turbocharged and intercooled , 4cycle , inline 4 Cylinder, overhead valve , water cooled . Suitable for weather and dusty area in Iraq & local fuel.
Combustion system	Compression ignition , Four Stroke .
Displacement (L)	4.009 L
Compression ratio	18.0 : 1
Maximum Power /Speed	102 kW ( 139PS ) @2,500 rpm (JIS Gross). 100 kW ( 136PS ) @2,500 rpm (ISO Net).
Maximum Torque /Speed	394 Nm ( 40.2kgfm ) @1,600 rpm (JIS Gross). 392 Nm ( 40.0kgfm ) @1,600 rpm (ISO Net).
Fuel System(Fuel injection pump)	Electronic control common rail type.
<b>Clutch</b>	
Type	Dry single plate with damper springs , automatic gap adjuster.
<b>Gear Box</b>	
Model	RE50 , manual 5 speed , with overdrive.
<b>Axles</b>	
<b>Front Axle</b>	
Type	Reversed Elliot, " I " section beam.
Capacity ( kg)	2,460
<b>Rear Axle</b>	


ر. مهندسين أقدم  
نجم عبد شهابي  
ر. لجنة

ر. مهندسين أقدم  
ماجد عزيز جبر  
عضو

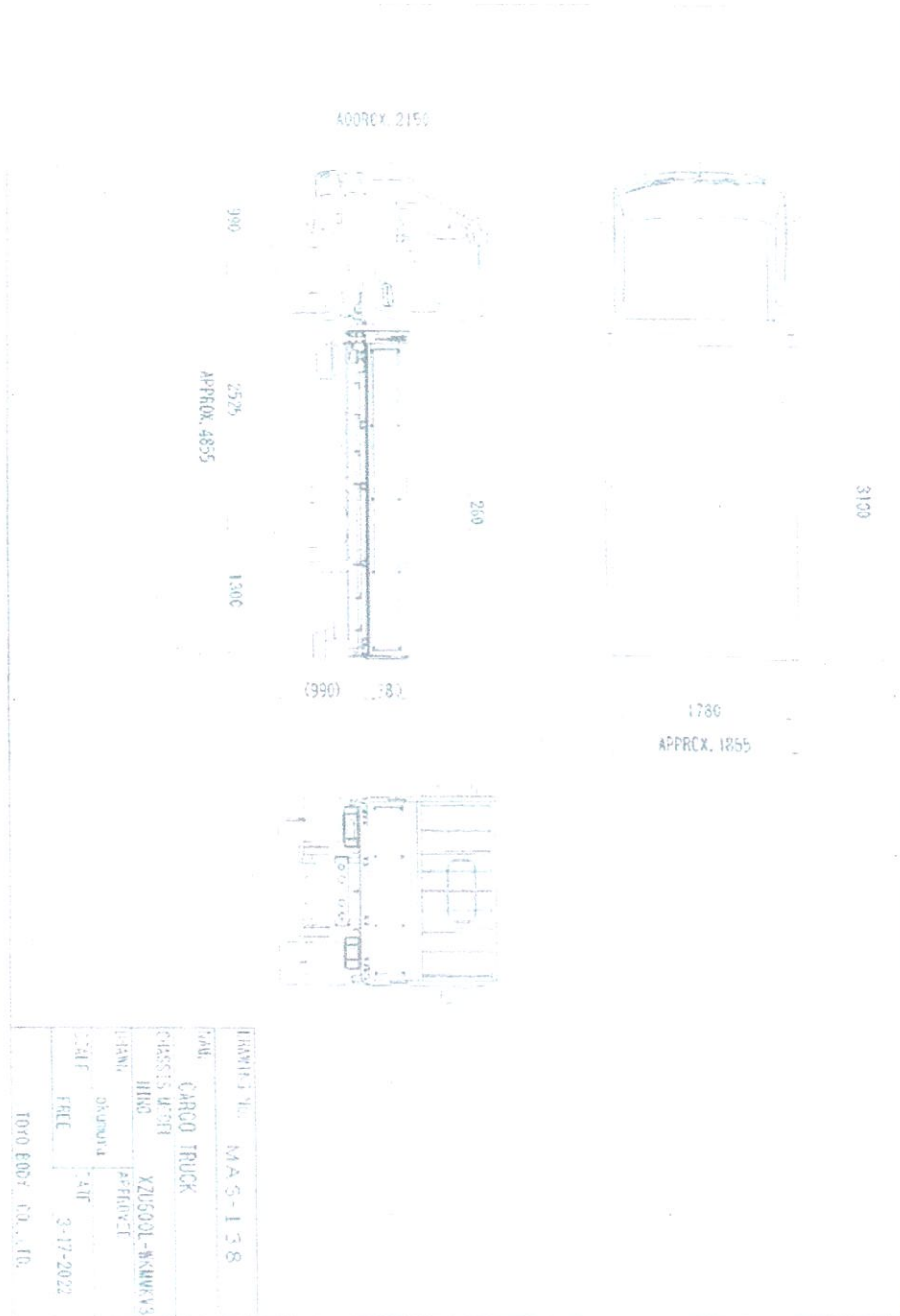
ر. مهندسين أقدم  
محمد عباس حسين  
عضو

ر. مهندسين أقدم  
مخلد خليل أسماعيل  
عضو

ر. مهندسين أقدم  
نديم محمود شاكر  
عضو



Data Sheet for Hino 300 Series  
Hino Truck Cargo Body wooden  
type XZU710L-WKMMKV3 (4x2)  
( Max. Load : 2,800kg )




ر. مهندسين أقدم  
نجم عبد شهوبي  
ر. لجنة

ر. مهندسين أقدم  
ماجد عزيز جبر  
عضو

ر. مهندسين أقدم  
محمد عباس حسين  
عضو

ر. مهندسين أقدم  
مخلد خليل أسماعيل  
عضو

ر. مهندسين أقدم  
نديم محمود شاكر  
عضو



**Data Sheet for Hino 300 Series  
Hino Truck Cargo Body wooden  
type XZU710L-WKMMKV3 (4x2)  
( Max. Load : 2,800kg )**

**Rear Body Specifications**

CARGO TRUCK (WOODEN TYPE)

SPEC. NO. : MAS-138  
DRAWING NO. : MAS-138

MAKE & MODEL : TOYO BODY.LTD.  
CHASSIS MODEL : XZU600L-WKMMKV3

**GENERAL**

The cargo truck is designed for transporting general cargo.

**DIMENSIONS & MASS**

Overall length	4,855 mm
Overall width	1,865 mm
Overall height	2,150 mm
Max loading capacity	2,800 kg
Tare mass	2,470 kg
Gross vehicle mass	5,465 kg
Permissible GVW	5,500 kg

**CONSTRUCTION & DIMENSIONS**

**BODY**

Construction

Wooden construction with three opening gates.

Dimensions (Inside)


Length	3,100 mm
Width	1,780 mm
Height	380 mm


Material, Size & Thickness

Main Frame	Rectangle steel tube	100 mm × 50 mm × 3.2 mm
Cross Frame	Wood	95 mm × 45 mm
Floor		
Floor frame	Press steel	80 mm × 60 mm × 2.6 mm
Floor board	Wood	15 mm
Front guard		
Outside post	Press steel	3.2 mm
Inside post	Steel angle	48 mm × 38 mm × 4.0 mm
Upper rail	Press steel	2.5 mm
Header board	Wood	15 mm
Side gate		
Top rail	Press steel	2.3 mm
Side post	Press steel	2.0 mm
Outside panel	Press steel	0.7 mm
Inside board	Wood	12 mm
Rear gate		
Top rail	Press steel	2.3 mm
Side post	Press steel	2 mm
Outside panel	Press steel	0.7 mm
Inside board	Wood	12 mm

**OPTIONAL EQUIPMENTS (Equipped with a vehicle)**

  
ر. مهندسين أقدم  
نجم عبد شهوبي  
ر. لجنة


  
ر. مهندسين أقدم  
محمد عباس حسين  
عضو


  
ر. مهندسين أقدم  
مخلد خليل أسماويل  
عضو


ر. مهندسين أقدم  
نديم محمود شاكر  
عضو

**Data Sheet for Hino 300 Series  
Hino Truck Cargo Body wooden  
type XZU710L-WKMMKV3 (4x2)  
( Max. Load : 2,800kg )**

Front seat	4-way adjustable, driver seat , fixed back passenger seat integrated type .
Seat cover	Fabric type.
Seatbelt	3 Point ELR ( emergency locking retractor) belt with pre-tensioner on driver and outer passenger seat. 2 point NR ( Non Retractor) belt on center passenger seat.
SRS Airbag system	Equipped ( Driver& Passenger side)
Sun visor	Equipped ( both side)
Windshield wiper	2-speed with wash intermittent.
Outside rear view mirror	Equipped.
Inside Mirror	Equipped.
Air condition	Equipped with clean air filter .
Car Audio	Radio with CD Player ( 2 speakers).
Cigar lighter	Equipped.
Door Lock	Equipped .
<b>Instrument</b>	
Speedometer	Equipped ( Km/h).
Tachometer	Equipped.
Coolant temperature gauge	Equipped.
Fuel gauge	Equipped.
Brake warning	Brake fluid level and vacuum pressure warning lamp & buzzer.
Seatbelt warning	Equipped ( driver&outer passenger seat).
Cab tilt warning lamp	Equipped ( with indicator light and buzzer).

  
ر. مهندسين أقدم  
نجم عبد شهبوي  
ر. لجنة

  
ر. مهندسين أقدم  
ماجد عزيز جبر  
عضو

  
ر. مهندسين أقدم  
محمد عباس حسين  
عضو

  
ر. مهندسين أقدم  
مخلد خليل أسماعيل  
عضو

  
ر. مهندسين أقدم  
نديم محمود شاكر  
عضو

**Data Sheet for Hino 300 Series  
Hino Truck Cargo Body wooden  
type XZU710L-WKMMKV3 (4x2)  
( Max. Load : 2,800kg )**

Type	Full-floating, single reduction, single speed by hypoid gearings.
Capacity ( kg)	4,400
<b>Steering</b>	
Type	LHD, Telescopic and tilt steering column , recirculating ball integral power steering.
<b>Tire &amp; Wheel</b>	
Front & Rear	7.00R16 12PR , rib type tread.
No. of Tires	7 ( including 1 spare tire).
Wheels	16x5.50F with 5 stud.
<b>Suspension</b>	
Front	Semi-elliptic tapered leaf springs with double acting shock absorbers.
Rear	Semi-elliptic main and auxiliary leaf spring with double acting shock absorbers.
<b>Braking System</b>	
Service Brake	Dual circuit hydraulic , vacuum assist , Disc Brakes, <b>ABS Equipped.</b>
Parking Brake	Mechanical, internal expanding acting on transmission output.
Exhaust Brake	Equipped .
<b>Electrical</b>	
No. of Batteries	2 x 12 V ,60Ah .
Alternator	24 V ,60Ah.
Horn	Electric Horn.
<b>Fuel tank</b>	
Capacity	80 L
Fuel filter	Primary with ( water separator) and secondary filter .
<b>CABIN</b>	
Type	Forward control, all steel welded construction , High roof , mechanical tilt with torsion assist.
Front Windshield	Heat absorbing , Laminated glass.
Seating capacity	Three.

ر. مهندسين أقدم  
نجم عبد شهبوي  
ر. لجنة

ر. مهندسين أقدم  
ماجد عزيز جبر  
عضو

ر. مهندسين أقدم  
محمد عباس حسين  
عضو

ر. مهندسين أقدم  
مخلد خليل اسماعيل  
عضو

ر. مهندسين أقدم  
نديم محمود شاكر  
عضو

ممثل الشركة المجهزة  
شركة المجهزة